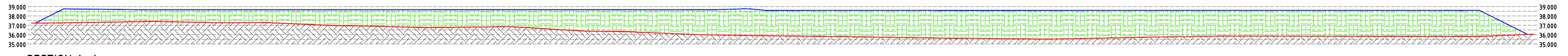
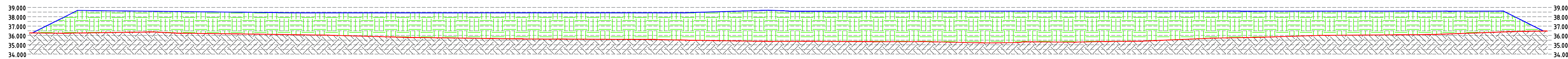


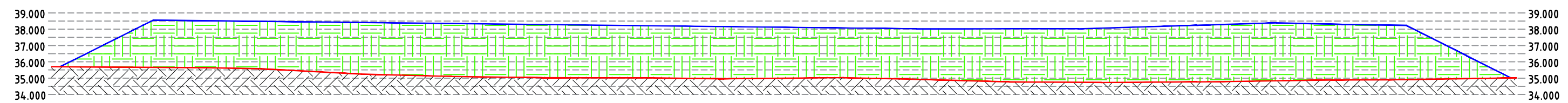
NOTES



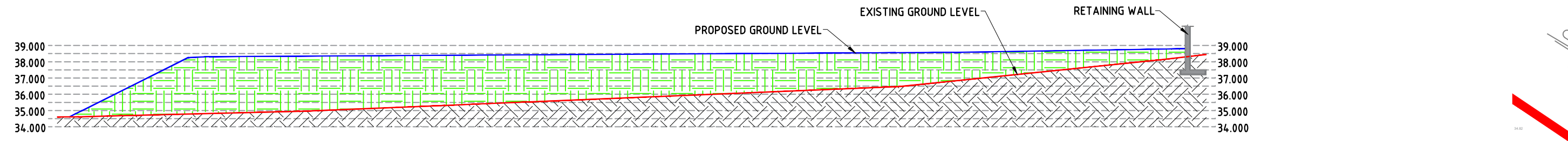
SECTION A-A
SCALE 1:250



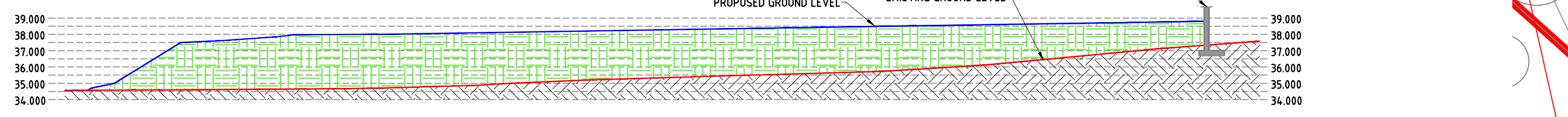
SECTION B-B
SCALE 1:250




SECTION C-C
SCALE 1:250



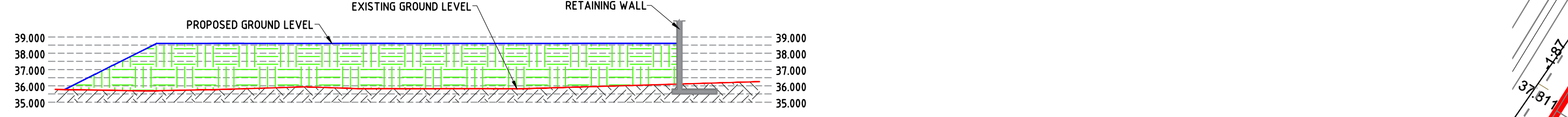
SECTION D-D
SCALE 1:250



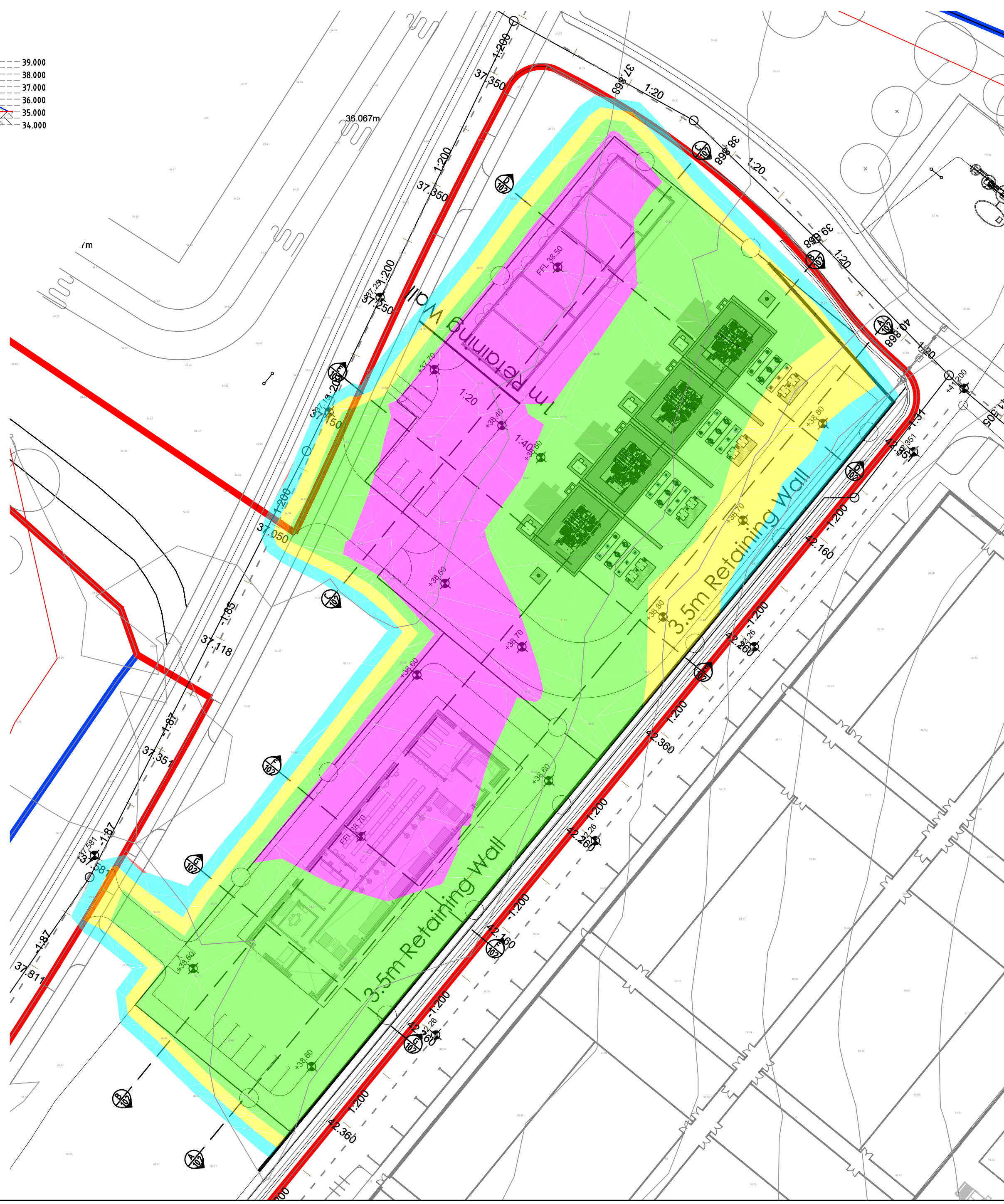
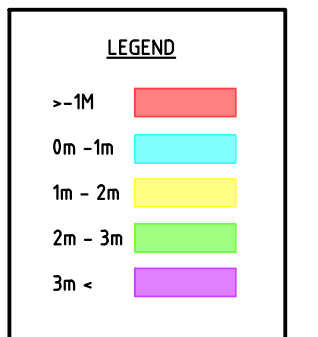
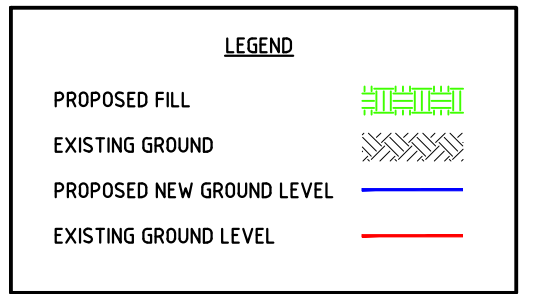
SECTION E-E
SCALE 1:250



SECTION F-F
SCALE 1:250



SECTION G-G
SCALE 1:250



Volume Summary							
Name	Type	Cut Factor	Fill Factor	2d Area (sq.m)	Cut (Cu. M.)	Fill (Cu. M.)	Net (Cu. M.)
S-VS	full	1.000	1.000	8934.036	0.046	22091.877	22091.831<Fill>

REV.	DATE	DESCRIPTION	APPROVED

COPYRIGHT RESERVED - THIS DRAWING IS NOT TO BE USED FOR A PURPOSE OTHER THAN THAT FOR WHICH IT HAS BEEN ISSUED BY ALAN TRAYNOR CONSULTING ENGINEERS. NOR IS IT TO BE COPIED OR REPRODUCED IN ANY MANNER WITHOUT WRITTEN CONSENT.

Alan Traynor Consulting Engineers Ltd

Unit 4, Betsburiet Business Park, Creeny, Betsburiet, Co. Cavan HA4YR4
 TEL: (+353) 499522234

2nd Floor, 67-70 Meath St, Dublin 8 D08XV93
 TEL: (+353) 19497881
 Email: info@alantaynor.com Website: www.alantaynor.com

CLIENT
CRAG WICKLOW LTD

PROJECT TITLE
PROPOSED DEVELOPMENT AT OAKLANDS SUBSTATION, ARKLOW, CO. WICKLOW

DRAWING TITLE
CUT AND FILL LAYOUT & VOLUMES & SECTIONS A-A - G-G

SCALE	DRAWN	CHECKED	APPROVED
SHOWN	MARC MCBRIDE	LIAM MCELGUNN	ALAN TRAYNOR
DATE	OCT 2022	OCT 2022	DATE

DRAWING No. **22-066-102** REV.